

Tallong Public School Learning: Stage ES1 Term 2 Week 4

18 May – 22 May 2020


	Monday	Tuesday	Wednesday	Thursday	Friday
				Lego Day	
Morning	Reading – PM eCollection Go to your session in PM readers online and complete one of the session activities for your book	Reading – PM eCollection Go to your session in PM readers online and complete one of the session activities for your book	Reading – PM eCollection Go to your session in PM readers online and complete one of the session activities for your book	Reading – PM eCollection Go to your session in PM readers online and complete one of the session activities for your book	Reading – PM eCollection Go to your session in PM readers online and complete one of the session activities for your book
English	Phonics: Listen to the Ants in the Apple song and practice your letter formations. https://www.youtube.com/watch?v=A5QGYDhKhg4 New Sound Today we are learning about the letter 'Kk' 'Kangaroos kicking' Make a list of words that start with 'k'. Sight Words Worksheet - cut and paste sentences.	Phonics: Revise the letter 'Kk'. Practice writing 'k' in the air, on the carpet with your pointer. Worksheet - Alphabet Adventure Kk – follow the sound maze Writing: What is your favourite room in your house? Why? You could draw or take a photo. Phonics - initial sound revision http://www.letters-and-so	Writing: Sentence work Adding interest to boring sentences. Using describing words adds interest to simple sentences. Worksheet - Boring Sentences Phonics: Listen to the Ants in the Apple song and practice your letter formations. https://www.youtube.com/watch?v=A5QGYDhKhg4 New Sound Today we are learning about the letter 'Ll' 'Long ladders leaning lll' Make a list of words that start with 'L'.	Sight Words Write 3 sentences using your sight words. Writing: Today we are building something out of Lego (or similar) and writing about our model. 'My model is a _____ and _____'. Remember to use capital letters, spaces and full stops. Post a picture of your model and writing to share on Seesaw.	Phonics: Revise the letter 'Ll'. Practice writing 'L' in the air, on the carpet with your pointer. Worksheet - Alphabet Adventure Ll – follow the sound maze Writing Worksheet - Gratitude Journal

	Reading Eggs/Eggy Words Log on and continue your lesson (20 mins).	unds.com/phase-2-initial-sound-game-1.html	Reading Eggs/Eggy Words Log on and continue your lesson (20 mins).		What did you learn this today/this week that you are grateful for? Reading Eggs/Eggy Words Log on and continue your lesson (20 mins).
Break		Break	Break	Break	Break
Middle Maths	Number Count to 30 Count backwards from 20 Write the numbers 1-30 Look through magazines/papers and cut out 13 pictures. Worksheet – Number Detective 13 Log onto Mathletics (20 mins)	Data The Pet Shop Worksheet - create a graph You could look in your fruit bowl and create your own picture graph about the number of different pieces of fruit in your bowl. Log onto Mathletics (20 mins)	Number Subtraction Work with a partner. Start with 20 counters (blocks). Roll a dice and take away from your pile. The winner is the one with no counters left. Ask questions like how many are left? Practice counting out loud as you do this. Play a game of Snakes and Ladders or similar that has a board with numbers to follow.	Patterns and Algebra Toy Sort Gather a mixture of 20 different toys. Sort the toys into groups. Tell someone why you have grouped them this way. Now regroup the toys in a different way. Why are they grouped like this? Log onto Mathletics (20 mins)	Number Count to 30 Count backwards from 20 Worksheet: Cut and paste numbers to 20 Log onto Mathletics (20 mins)
Break		Break	Break	Break	Break
Afternoon	History Students draw a picture of themselves to show how they celebrate a birthday in their family. Ask: <ul style="list-style-type: none">Do you go out to a restaurant to	Science Think about materials that are waterproof and are not waterproof. Watch the following video on materials that are and aren't waterproof.	Creative arts Musical Statues - Play a game of musical statues. Move around the room and when the music stops freeze as a statue. Then see which shapes you can	PDHPE Movement Skill: Jump Practise jumping on the spot with your feet closely together. Try moving around a small space. Try a game of leap frog with	Friday Fun! This is your afternoon to enjoy something with your family (kind of like Developmental Play): get out the Lego, cook

	<p>celebrate?</p> <ul style="list-style-type: none"> • Do you celebrate with grandparents, aunts and uncles? • Do you have a cake? • Do you get presents? • Do you have a party? • Do you go out somewhere special? • Discuss special customs or traditions associated with a birthday. 	<p>https://safeYouTube.net/w/gDSA</p> <p>Make an object for your garden, using waterproof items from around your house (make sure to get parents permission to use the items). Take a picture of your object and upload it to SeeSaw.</p>	<p>make with your body when the music stops. eg. curl your body to make a circle.</p> <p>See if you can make a triangle or a square, maybe a different shape.</p>	<p>some soft toys or cushions.</p> <p>Sun Protection is important all year round. Watch this clip for tips on suncare.</p> <p>https://www.youtube.com/watch?v=7UWvqNegX6E</p> <p>Tell a parent carer how you should keep safe from the sun.</p>	<p>something together, play a board game or build something with blocks. Your choice!</p>
--	---	--	---	---	---

--


I	to	run	play	and	like	at	school.
---	----	-----	------	-----	------	----	---------



13

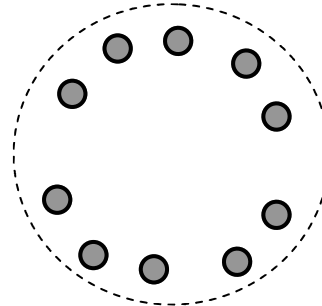
Number DETECTIVE

thirteen



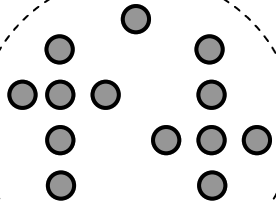
ten

13

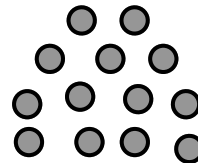


$12 + 1$


$10 + 3$



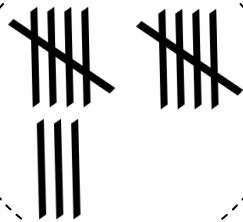
18



15



13




$8 + 6$

13









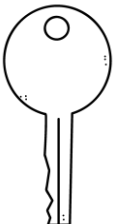





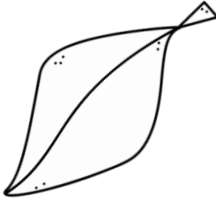

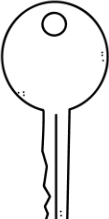


thirteen



Alphabet Adventures





Complete the maze by following the pictures that begin with the 'k' sound.

START 				
				
				
				
				
				
				FINISH 

Pets Bar Graph

Some children were asked about their favourite pet. Complete the bar graph using the information below and then answer the questions about the graph.




Questions


1. How many children took part in the survey?



2. Which animal is the most popular? Colour the picture of the animal which occurred the most.



3. Which animal is the least popular? Colour the picture of the animal which occurred the least.



Boring Sentence

The cat sat on the mat.



Make it interesting

The _____ cat sat on the
_____ mat.

Make it even better!

The _____, _____ cat sat
on the _____, _____ mat.

A large, empty rounded rectangle with a thick black border, intended for a drawing or illustration.

Boring Sentence

The frog was on a log.



Make it interesting

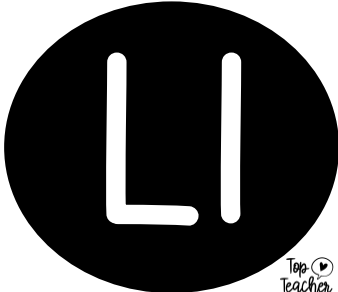
The _____ frog was on a
_____ log.

Make it even better!







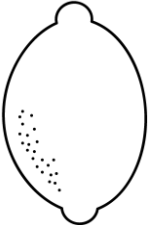













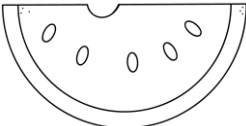


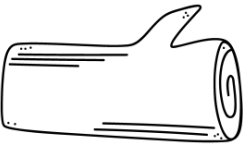





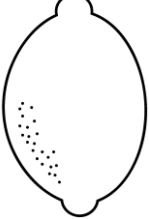

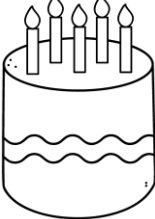

The _____, _____ frog was
on a _____, _____ log.


A large, empty rectangular box with rounded corners, intended for drawing or writing.

Alphabet Adventures




Complete the maze by following the pictures that begin with the 'I' sound.

START 				
				
				
				
				
				
				FINISH 



What did you learn today that you're grateful for?

FILL IN THE *missing* NUMBERS



		3		
		8		
		13		
		18		