


Tallong Public School Learning: Stage ES1 Term 2 Week 3

11 May – 15 May 2020

	Monday	Tuesday	Wednesday	Thursday	Friday
Morning	<p>Reading - PM eCollection Go to your session in PM readers online and complete one of the session activities for your book</p> <p>Phonics: Listen to the Ants in the Apple song and practice your letter formations. https://safeYouTube.net/w/PqAB</p> <p>New Sound Today we are learning about the letter 'f' Fat frogs fishing f f f Make a list of words that start with 'Ff'. Sight Words Worksheet - cut and paste sentences. My dog is big. My cat is little.</p> <p>Read with a family member for</p>	<p>Reading - PM eCollection Go to your session in PM readers online and complete one of the session activities for your book.</p> <p>Phonics: Revise the letter 'f'. Practice writing 'f' in the air, on the carpet with your pointer. Worksheet - Alphabet Adventure Ff – follow the sound maze</p> <p>Writing This Thursday is Favourite Toy Day. If toys could talk, what would they say? Draw pictures of your toys with speech bubbles and in the speech bubbles write what they are saying.</p>	<p>Reading – PM eCollection Go to your session in PM readers online and complete one of the session activities for your book</p> <p>Phonics: Listen to the Ants in the Apple song and practice your letter formations. https://safeYouTube.net/w/PqAB</p> <p>New Sound Today we are learning about the letter 'j' Jellybean jumping j j j Make a list of words that start with 'j'.</p> <p>Literature Appreciation Watch <u>Sky Color</u>, a picture book written and illustrated by Peter H Reynolds. https://safeYouTube.net/w/4</p>	<p>Favourite Toy Day Reading - PM eCollection Go to your session in PM readers online and complete one of the session activities for your book</p> <p>Phonics: Revise the letter 'n'. Practice writing 'n' in the air, on the carpet with your pointer.</p> <p>Writing: Write a message about your favourite toy. Why is that toy your favourite? You might like to start your message with "I like this toy because" Remember to use capital letters, spaces</p>	<p>English Reading - PM eCollection Go to your session in PM readers online and complete one of the session activities for your book</p> <p>Phonics: Revise sounds s a t i p n e h r m d c https://www.starfall.com/h/abcs/?mg=m Worksheet - Alphabet Adventure Jj – follow the sound maze</p> <p>Writing - Gratitude Journal Describe/draw how someone recently helped you. Log onto Reading Eggs and continue your lesson (20 mins)</p>

	<p>15 mins.</p> <p>Write – what happened in the beginning of the story what happened in the middle and what happened at the end Draw and write the three parts.</p>	 <p>Reading Eggs Log onto Reading Eggs and continue your lesson (20 mins).</p>	<p>qAB</p> <p>See below for instructions</p> <p>Sight Words Say your green sight words. Use scrabble tiles or similar to make 5 of your green words.</p> <p>Reading Eggs/Eggy Words Log on and continue your lesson (20 mins).</p>	<p>and full stops. Post a video or photo of your toy and writing to Seesaw today.</p> <p>Sight Words - Play this sight word game or play a game with your green sight words. http://www.fun4thebrain.com/English/popcornWords.html</p> <p>Log onto Reading Eggs and continue your lesson (20 mins)</p>	
Break		Break	Break	Break	Break
Middle Maths	<p>Number Ask someone at home to tell you a number of items or objects at home to count. Count out 13 pegs, count out 10 counters, count 6 toys.</p> <p>Create your own number flash cards. On separate pieces of paper or card, write the numbers 1 – 20. Shuffle your number cards and put them into a pile facing down. Turn over a card and count out that many items (counters, pegs etc) Using your flashcards, place them in a pile upside down. Turn over 2 cards and find which number is higher or lower (bigger or smaller). Keep these flashcards.</p> <p>Log onto Mathletics (20 mins)</p>	<p>Time Telling the time. Make the clock attached. Using the clock make the clock say the correct time. Stage 1 students learn o'clock and half hour. They also write digital time.</p> <p>Log onto Mathletics (20 mins)</p>	<p>Number- Counting to 20 https://safeYouTube.net/w/2pAB</p> <p>Counting back from 20 https://safeYouTube.net/w/AoAB</p> <p>Using the flashcards you made on Monday, put them in order from 1 - 20. On a whiteboard or piece of paper write your numbers. Ask someone to tell you a number, find the number, what number comes before it and after it. Worksheet - Batty Before and After</p>	<p>Time Head outside and collect Autumn leave – glue them onto a piece of paper Worksheet – Autumn, Weather, Months, Clothes, Activities</p> <p>Log onto Mathletics (20 mins)</p>	<p>Number - Counting from 10 - 20 https://safeYouTube.net/w/iqAB Addition Addition to 10 Worksheet - Addition Sum Sleuth</p> <p>Just for Fun How to draw a Minion https://safeYouTube.net/w/hQjC</p>

			Log onto Mathletics (20 mins)		
Break		Break	Break	Break	Break
Afternoon	History Think about what makes you different from everyone else. What would our World be like if we were all the same? What is special about being different? Watch the following reading of 'Clive Eats Alligators' by Alison Lester. https://safeYouTube.net/w/hrSA Brainstorm a list of likes and dislikes. Do all people like the same thing? Why or why not? Are some of the things you like similar to others? Look at the sheet with the images of different activities, what is happening in each picture? Sort the activities into ones you like and ones you don't like. Draw a picture and label something that you like and something that you don't like.	Science Read the 'Silly Stories' highlight or underline the object and the 'silly' material it is made of. Discuss why people need to think about what materials are needed to make different objects. Draw a picture of something made out of a 'silly' material and then draw the same thing made out of a more suitable material.	Creative arts Have fun moving around a space. This is called travelling. Move around the room by * making your body tall or short. * Move with your hands high or low. * Lift your feet high * Slide your feet along the floor. These moves can all be used in dance.	PDHPE Fundamental Movement Skill - Running Game, Ship Ahoy. With an adult (Captain) and siblings (Crew) The captain calls out different commands which the sailors must fulfill. <i>"To The Bow" (front of ship)</i> <i>"Stern" (back)</i> <i>"Starboard" (left)</i> <i>"Port" (right)</i> With an adult make a healthy meal or snack. Bon appetit! Send a photo of your meal to your teacher on Seesaw.	Friday Fun! This is your afternoon to enjoy something with your family (kind of like Developmental Play): get out the Lego, cook something together, play a board game or build something with blocks. Your choice!

Sky Color

Watch "[Sky Color](#)", a picture book written and illustrated by Peter H. Reynolds.

Most authors are trying to tell you something more than just the story. This is sometimes called the "moral of the story".

What do you think this author was trying to tell you in "Sky Color"?

Have a discussion with your family members about what you think the message might be. Perhaps you could teach a member of your family how to "Think-Pair-Share"!

Do you think there is more than one message? Did you all agree on the exact same message, or were they slightly different?

K- 6 Main Task


Recreate the sky!

- Do you have chalk? Turn a section of your driveway or the footpath outside your house into "Sky colour".
- Pastels, watercolours, pencils or crayons? Use the biggest sheet of paper you have. Set up outside and paint your house with **your** favourite kind of sky in the background.




Will it be sunset? Is there hail on the horizon, or snow? Or a big storm? Is it full of clouds that look like donuts and dinosaurs?

Make sure to clean up **ANY** mess and post photos of your amazing creation to Seesaw.


Alphabet Adventures



Complete the maze by following the pictures that begin with the 'j' sound.

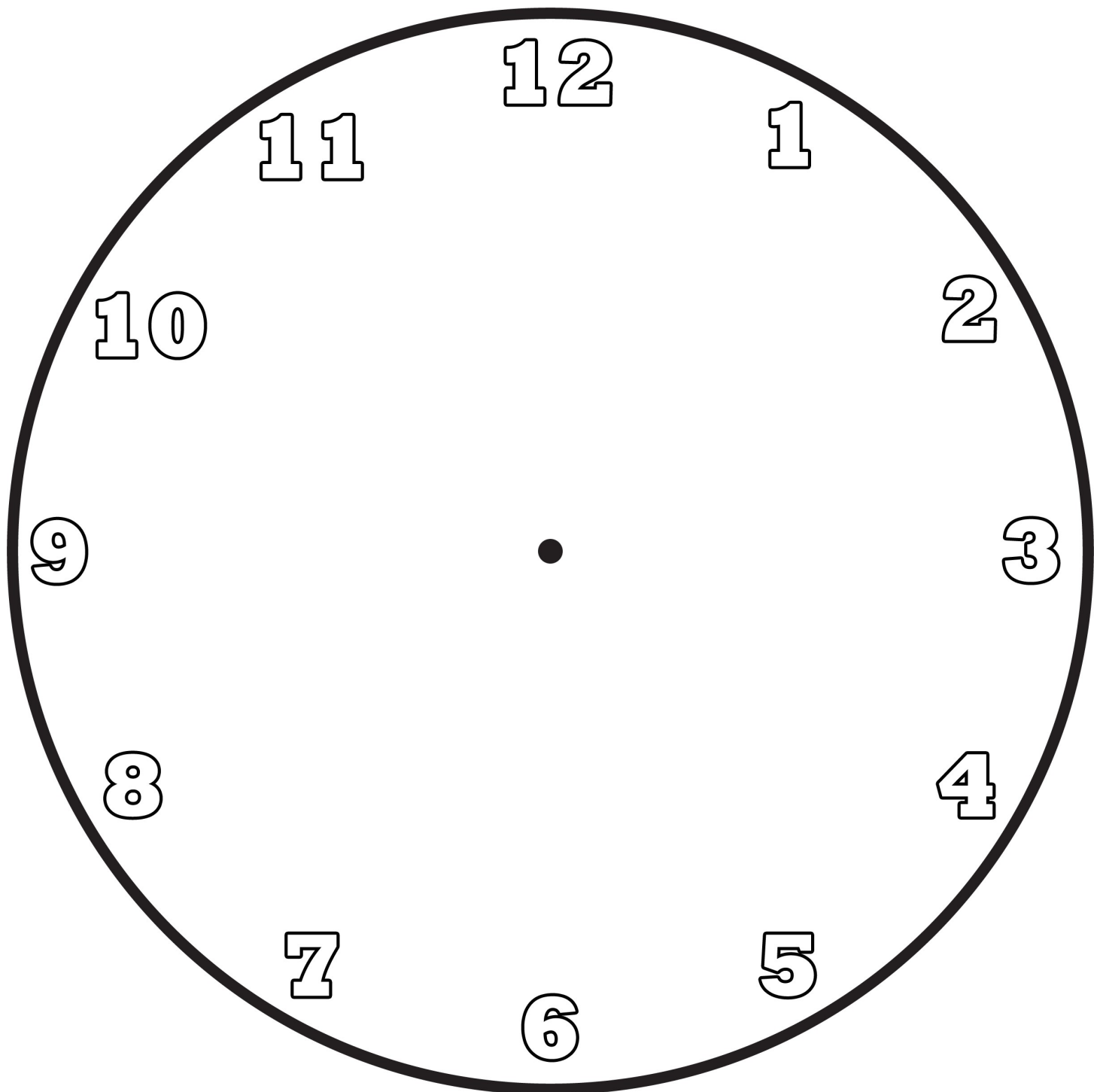
START 				
				
				
				
				
				
				FINISH 

Alphabet Adventures






Complete the maze by following the pictures that begin with the 'f' sound.

START 				
				FINISH



www.topteacher.com.au



Feeling Batty

Read the number in the bat's body. Write the numbers that come before and after in the bat's wings.



Months

Weather

AUTUMN

Clothes

Activities



What made you laugh today?

Addition sum sleuth



Can you find 20 ways



to make **10**



4	3	5	5	7	1	9	5
7	8	6	10	4	6	3	2
1	0	7	3	9	5	0	8
8	2	1	5	6	3	7	5
4	7	4	5	10	8	6	2
0	10	2	6	8	1	4	1
2	7	1	5	0	2	5	8
10	6	4	9	7	3	4	5
9	3	2	0	4	2	10	3
1	6	9	8	5	9	2	0