


## Tallong Public School Learning: Stage 1 Term 2 Week 3

11 May - 15 May 2020

	Monday	Tuesday	Wednesday	Thursday	Friday
<b>Morning</b>  <b>English</b>  We are asking that you complete at least 1 English activity each day and 1 Maths activity each day.	<b>Reading – PM eCollection</b> Go to your session in PM readers online and complete one of the session activities for your book  <b>Spelling</b> Read your spelling words Write out your spelling words  <b>Writing - Recount</b> Read with a family member for 15 mins. Draw what happened in the beginning of the story what happened in the middle and what happened at the end Write a 1-2 sentences for each of your pictures.  <b>Reading Eggs</b> Log on and continue your lesson (20 mins)	<b>Reading – PM eCollection</b> Go to your session in PM readers online and complete one of the session activities for your book  <b>Spelling</b> Read your spelling words Write out your spelling words Choose an activity from the Spelling Grid attached.  <b>Writing</b> This Thursday is Favourite Toy Day. If toys could talk, what would they say? Draw pictures of your toys with speech bubbles and in the speech bubbles write what they are saying.    <b>Reading Eggs</b> Log on and continue your lesson (20 mins)	<b>Reading – PM eCollection</b> Go to your session in PM readers online and complete one of the session activities for your book  <b>Spelling</b> Read your spelling words Write out your spelling words Choose an activity from the Spelling Grid attached.  <b>Literature Appreciation</b> Watch <u><a href="https://safeYouTube.net/w/4qAB">Sky Color</a></u> , a picture book written and illustrated by Peter H Reynolds. <a href="https://safeYouTube.net/w/4qAB">https://safeYouTube.net/w/4qAB</a> See below for instructions  <b>Reading Eggs/Eggy Words</b> Log on and continue your lesson (20 mins).	<b>Favourite Toy Day</b> <b>Reading – PM eCollection</b> Go to your session in PM readers online and complete one of the session activities for your book  <b>Spelling</b> Read your spelling words Write 6 sentences using 6 different spelling words.  <b>Writing:</b> Write a message about your favourite toy. Why is that toy your favourite? You might like to start your message with "My toy is ....." I like this toy because ...." Remember to use describing words (adjectives) to add interest to your writing. Post a video or photo of your toy and writing to Seesaw today.  <b>Reading Eggs/Eggy Words</b> Log on and continue your lesson (20 mins).	<b>Reading PM eCollection</b> - go to your session in PM Readers Online and complete one of the session activities for your book  <b>Spelling</b> Have someone test you on your spelling words.  <b>Writing</b> - Gratitude Journal Describe/draw how someone recently helped you.  <b>Reading Eggs/Eggy Words</b> Log on and continue your lesson (20 mins).

<b>Break</b>		Break	Break	Break	Break
<b>Middle Mathematics</b>	<b>Number</b> Count to 100 Count backwards from 100 Worksheet - write your numbers 1-100 Roll, Write and Expand. Looking at numbers we expand numbers like this $45 = 40 + 5$ or $146 = 100 + 40 + 6$  Log onto Mathletics (20 mins)	<b>Time</b> Telling the time. Make the clock attached. Using the clock make the clock say the correct time. Stage 1 students learn o'clock, half hour and quarter to and quarter past the hour. They also write digital time.  Log onto Mathletics (20 mins)	<b>Number</b> Addition Strategy - using doubles Worksheet - Solve the number strings by adding the doubles first.  Log onto Mathletics (20 mins)	<b>Time</b> Head outside and collect Autumn leaves – glue them onto a piece of paper Worksheet – Autumn, Weather, Months, Clothes, Activities  Log onto Mathletics (20 mins)	<b>Number</b> Count to 120 Start counting from 60, start counting from 45, start counting from 71. Try all different numbers. Addition to 20 Worksheet - Addition Sum Sleuth  <b>Just for Fun</b> How to draw a Minion <a href="https://safeYouTube.net/w/hQjC">https://safeYouTube.net/w/hQjC</a>
<b>Break</b>		Break	Break	Break	Break
<b>Afternoon</b>	<b>History</b>  Think about what makes you different from everyone else. What would our World be like if we were all the same? What is special about being different? Watch the following reading of 'Clive Eats Alligators' by Alison Lester. <a href="https://safeYouTube.net/w/hrSA">https://safeYouTube.net/w/hrSA</a> Brainstorm a list of likes and dislikes. Do all people like	<b>Science</b>  Read the 'Silly Stories' highlight or underline the object and the 'silly' material it is made of. Write why people need to think about what materials are needed to make different objects. Write your own 'Silly Story' and draw a picture to go with it.	<b>Creative Arts</b>  Have fun moving around a space. This is called travelling.  Move around the room by * making your body tall or short. * Move with your hands high or low. * Lift your feet high * Slide your feet along the floor.  These moves can all be used in dance.	<b>PE/PD/ Health</b> Fundamental Movement Skill - Running Game, Ship Ahoy.  With an adult (Captain) and siblings (Crew) The captain calls out different commands which the sailors must fulfill. <i>"To The Bow"</i> (front of ship) <i>"Stern"</i> (back) <i>"Starboard"</i> (left) <i>"Port"</i> (right)	<b>Friday Fun!</b>  This is your afternoon to enjoy something with your family (kind of like Developmental Play): get out the Lego, cook something together, play a board game or build something with blocks. Your choice!  <b>Just for Fun</b> How to draw a Minion <a href="https://safeYouTube.net/w/hQjC">https://safeYouTube.net/w/hQjC</a>

the same thing? Why or why not? Are some of the things you like similar to others?

Look at the sheet with the images of different activities, what is happening in each picture? Sort the activities into ones you like and ones you don't like.

Draw a picture and label something that you like and something that you don't like.

With an adult make a healthy meal or snack.  
Bon appetit!

Send a photo of your meal to your teacher on Seesaw.

# Sky Color

Watch "[Sky Color](#)", a picture book written and illustrated by Peter H. Reynolds.

Most authors are trying to tell you something more than just the story. This is sometimes called the "moral of the story".

What do you think this author was trying to tell you in "Sky Color"?

Have a discussion with your family members about what you think the message might be. Perhaps you could teach a member of your family how to "Think-Pair-Share"!

Do you think there is more than one message? Did you all agree on the exact same message, or were they slightly different?

## K- 6 Main Task

### Recreate the sky!

- Do you have chalk? Turn a section of your driveway or the footpath outside your house into "Sky colour".
- Pastels, watercolours, pencils or crayons? Use the biggest sheet of paper you have. Set up outside and paint your house with **your** favourite kind of sky in the background.

Will it be sunset? Is there hail on the horizon, or snow? Or a big storm? Is it full of clouds that look like donuts and dinosaurs?

Make sure to clean up **ANY** mess and post photos of your amazing creation to Seesaw.

# Year 1 Term 2 Week 3 Spelling Sheet

Focus: The digraph /ng/ making the sound 'ng' as in king. Name: \_\_\_\_\_


Say the word, write the word	Monday	Tuesday	Wednesday	Thursday
Red Spelling Words				
king				
sing				
song				
bang				
hang				
swing				
Orange Spelling Words				
fang				
thing				
fling				
string				
hanging				
singing				
string				
nothing				
swinging				

# Year 2 Term 2 Week 3 Spelling Sheet

Focus: The digraph /er/ making the sound 'eh' as in teacher. Name:

Say the word, write the word	Monday	Tuesday	Wednesday	Thursday
Red Spelling Words				
over				
river				
longer				
mother				
father				
sister				
Orange Spelling Words				
brother				
soccer				
winter				
summer				
ladder				
butcher				
Green Spelling Words				
anger				
quieter				
September				
October				
November				
December				

# Number Strings



## USING DOUBLES

Solve these number strings by adding the doubles first:

$3 + 4 + 3 =$

THINKING:

$4 + 4 + 5 =$

THINKING:

$2 + 7 + 2 =$

THINKING:

$5 + 9 + 5 =$

THINKING:

$7 + 7 + 6 =$

THINKING:

$3 + 5 + 5 =$

THINKING:

$9 + 6 + 9 =$

THINKING:

$4 + 3 + 3 =$

THINKING:

$8 + 5 + 8 =$

THINKING:

# Addition sum sleuth



Can you find 20 ways



to make **20**



4	5	13	7	14	2	11	1
9	16	11	19	10	18	12	15
12	8	20	2	1	9	11	5
6	13	4	7	3	16	7	0
1	19	18	5	13	15	2	6
8	0	13	14	17	18	17	14
10	16	5	2	6	8	3	5
10	9	15	1	17	0	14	16
6	17	4	8	11	15	20	4
3	12	19	12	10	9	3	7



## A black and white line drawing of a young boy with short hair, freckles, and a thoughtful expression. He is wearing a t-shirt with a star on it and pants with a pocket. He has one hand on his chin, suggesting he is thinking or listening intently.

[illegible]

[illegible]

# Roll, Write, Expand

[illegible]

**Months**

**Weather**

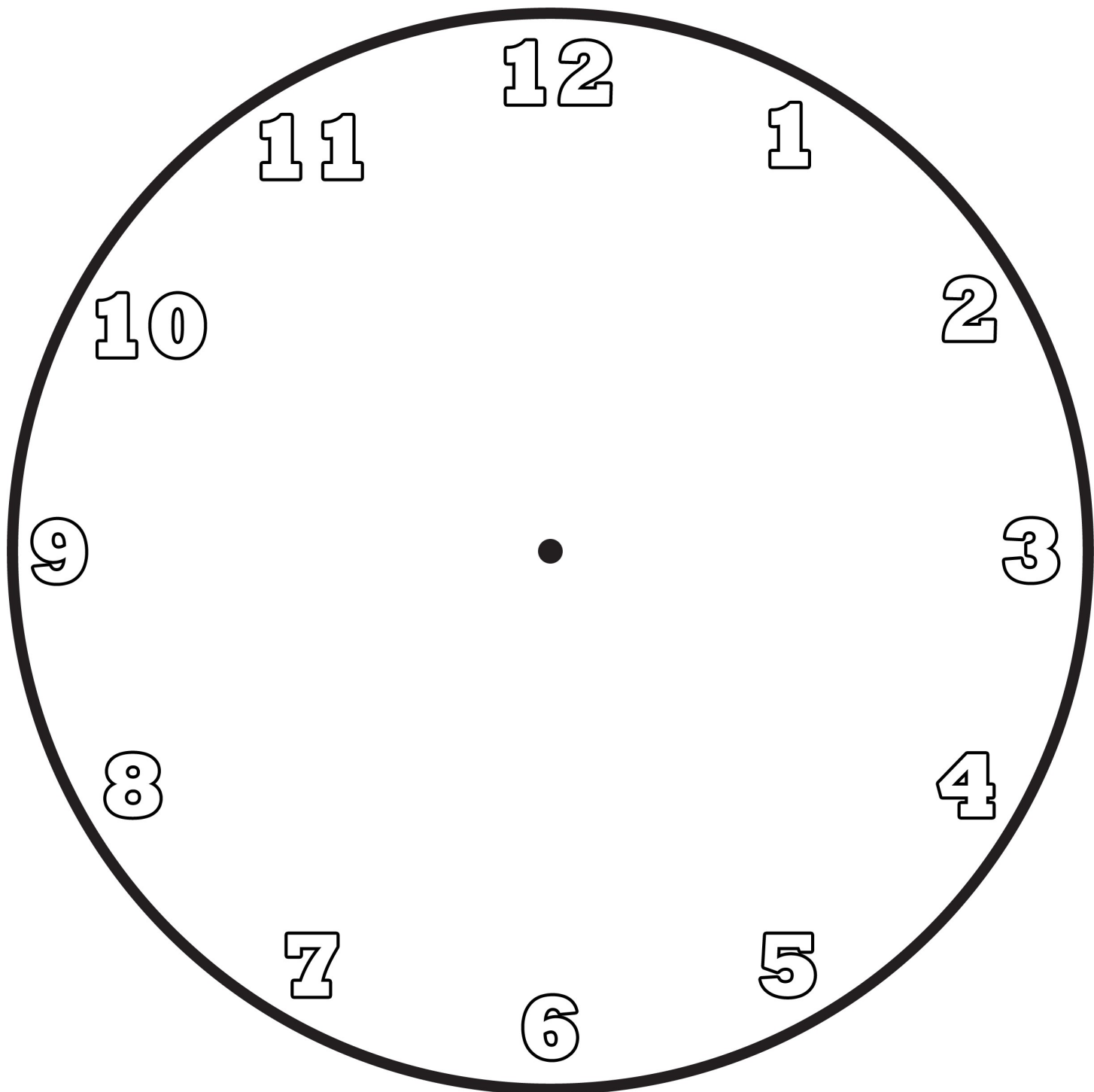
**AUTUMN**

**Clothes**




**Activities**



What made you laugh today?



[www.topteacher.com.au](http://www.topteacher.com.au)



# Addition sum sleuth



Can you find 20 ways



to make **20**



4	5	13	7	14	2	11	1
9	16	11	19	10	18	12	15
12	8	20	2	1	9	11	5
6	13	4	7	3	16	7	0
1	19	18	5	13	15	2	6
8	0	13	14	17	18	17	14
10	16	5	2	6	8	3	5
10	9	15	1	17	0	14	16
6	17	4	8	11	15	20	4
3	12	19	12	10	9	3	7

# WORD WORK Activities

## Silly Sentences

Write silly sentences with your words.

The cute dog  
has a big hat.



## ABC Order

Write your words in alphabetical order.




## Red/Blue Words

Write your words with  
red vowels (a e i o u)  
and blue consonants.



## Rainbow Words


Write your words with  
different colours.



cat

## Hidden Words Picture

Draw a picture  
and hide your  
words inside.



## Definition Detective

Choose 3 words.  
Use a dictionary to  
write the definition  
of each word.



## Super Neat

Write the words  
in your neatest  
printing.



## Rhyming Words

Write each word,  
then make  
up rhyming  
words.

hit  
sit bit  
fit

## Fancy Words

Write each word using  
fancy letters.

like

make

WHERE


## Syllable Sort

Break the words into  
syllables.

syl-la-ble

## Magic Words

Write the words and  
make them disappear!



What  
Wha \_  
Wh \_  
W \_



## Eye Spy

Find the words in  
a book.

